



BUREAU OF THE  
**Fiscal Service**

**Oil Spill Liability  
Trust Fund  
70X8185  
Investment Reporting  
FY 2023  
September 30, 2023  
Period Name: 2023-12  
Table of Contents**

	<b>Page(s)</b>
Investment Reports - 70X8185	2-6
Investment Reports - 70X81851	7-10
Investment Reports - 70X81852	11-14
Trial Balance(s)	15-18
Balance Sheet	19-22
Income Statement	23-26
Monthly Activity	27-30
Footnotes	31-32

---

**Oil Spill Liability Trust Fund  
Investment Summary  
70X81850 - Oil Spill  
FY 2023  
September 30, 2023  
Period Name: 2023-12**

**Summary of Investment Activity**

<b>Beginning Investment Balance</b>	8,956,046,586.70
<b>Investment Transaction Activity Per Actual Date Completed</b>	
Total Purchases	42,679,463,489.51
Total Maturities	(42,611,146,497.03)
Total Sells	-
<b>Total Investment Transactions</b>	<b>68,316,992.48</b>
<b>Transactions that affect Buy/Sell Investment Activity</b>	
Total Initial Discount	(1,317,457.94)
Total Initial Premium	-
Total Amortization Cost	(3,870,199.23)
Total Income Earn One Day	(9,208,982.99)
Total Income on Market Based Investments	-
	<hr/>
	(14,396,640.16)
<b>Monthly Receipts/Disbursement/Residual</b>	
Additions	(96,537,156.22)
Subtractions	20,187,816.92
Residual/ Activity in USSGL 1010	<hr/>
	(53,920,352.32)
<b>Total Transactions that affect Investment Balance</b>	<b>(68,316,992.48)</b>
<b>Ending Investment Balance</b>	<b>9,024,363,579.18</b>

**Security Balances**

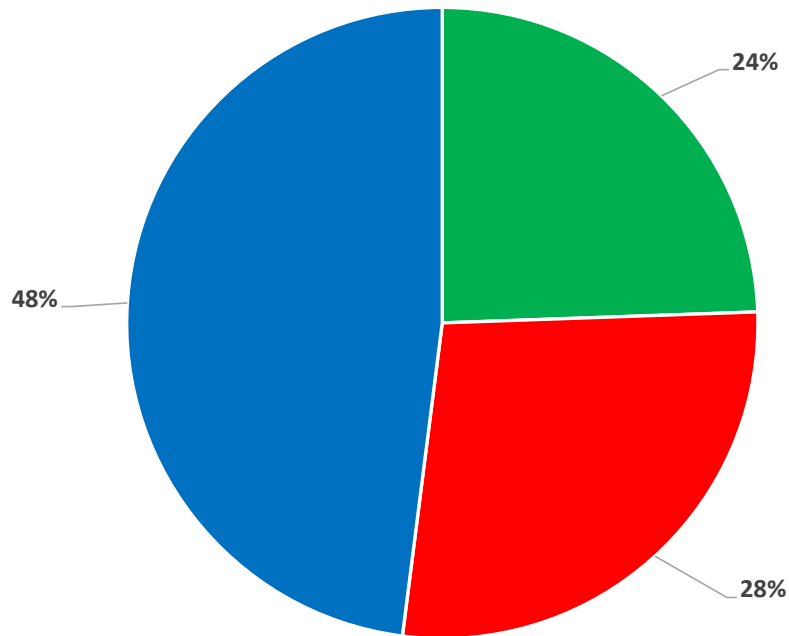
Security Number	Type	Security Description	Maturity Date	Interest Rate/ Coupon Rate	Amount Shar/Par	Initial Discount	Initial Premium	Amortization	Accrued Income	Estimated Next Coupon Amount	Next Coupon Date	Yield to Maturity	Weighted Yield to Maturity
912796CX5	BILLS	MK BILL 04/18/2024	4/18/24	0.000%	170,529,770.89	(5,187,657.17)	-	222,328.16	-	-	-	5.38%	0.10%
912796YJ2	BILLS	MK BILL 10/05/2023	10/5/23	0.000%	441,569,378.59	(12,913,449.20)	-	12,625,202.57	-	-	-	4.84%	0.24%
912796YT0	BILLS	MK BILL 11/02/2023	11/2/23	0.000%	277,983,003.26	(7,014,901.09)	-	5,833,820.80	-	-	-	4.75%	0.15%
912796Z28	BILLS	MK BILL 02/22/2024	2/22/24	0.000%	403,935,201.23	(12,730,244.07)	-	4,489,684.29	-	-	-	5.23%	0.23%
912796ZN2	BILLS	MK BILL 12/28/2023	12/28/23	0.000%	381,537,659.76	(10,540,615.02)	-	6,352,602.80	-	-	-	4.57%	0.19%
912796ZY8	BILLS	MK BILL 01/25/2024	1/25/24	0.000%	344,277,854.04	(10,250,298.16)	-	4,896,347.78	-	-	-	4.93%	0.19%
912797LL9	BILLS	MK BILL 03/21/2024	3/21/24	0.000%	419,598,412.66	(13,302,201.19)	-	3,028,626.16	-	-	-	5.26%	0.24%
912828J7	NOTES	MK NOTE 2.125% 11/30/2024	11/30/24	2.125%	361,721,033.95	(14,073,208.98)	-	6,455,287.29	2,562,190.66	3,843,285.99	11/30/2023	3.99%	0.16%
912828D56	NOTES	MK NOTE 2.375% 08/15/2024	8/15/24	2.375%	55,038,246.59	-	2,708,913.70	(2,218,270.56)	163,394.79	653,579.18	2/15/2024	1.34%	0.01%
912828J27	NOTES	MK NOTE 2.000% 02/15/2025	2/15/25	2.000%	277,288,810.55	-	21,489,882.82	(15,400,571.09)	693,222.03	2,772,888.11	2/15/2024	0.39%	0.01%
912828U57	NOTES	MK NOTE 2.125% 11/30/2023	11/30/23	2.125%	141,068,008.70	(1,124,135.69)	-	1,082,558.37	999,231.73	1,498,847.59	11/30/2023	2.31%	0.04%
912828V80	NOTES	MK NOTE 2.250% 01/31/2024	1/31/24	2.250%	295,627,873.96	-	1,016,220.82	(941,299.88)	1,102,579.50	3,325,813.58	1/31/2024	2.17%	0.07%
912828V98	NOTES	MK NOTE 2.250% 02/15/2027	2/15/27	2.250%	264,535,177.83	(7,109,382.91)	-	1,923,270.13	744,005.19	2,976,020.75	2/15/2024	2.86%	0.08%
912828X70	NOTES	MK NOTE 2.000% 04/30/2024	4/30/24	2.000%	296,967,781.42	-	1,902,449.85	(1,663,331.82)	2,469,351.66	2,969,677.81	10/31/2023	1.86%	0.06%
912828XZ8	NOTES	MK NOTE 2.750% 06/30/2025	6/30/25	2.750%	94,581,882.43	-	11,453,274.82	(7,491,097.12)	650,250.44	1,300,500.88	12/31/2023	0.34%	0.00%
912828YH7	NOTES	MK NOTE 1.500% 09/30/2024	9/30/24	1.500%	148,142,514.12	(277,767.21)	-	219,704.95	1,111,068.86	1,111,068.86	3/31/2024	1.54%	0.03%
912828ZE3	NOTES	MK NOTE 0.625% 03/31/2027	3/31/27	0.625%	248,668,983.40	(28,208,387.81)	-	6,299,247.37	777,090.57	777,090.57	3/31/2024	3.31%	0.09%
91282CAB7	NOTES	MK NOTE 0.250% 07/31/2025	7/31/25	0.250%	90,737,677.95	-	141,777.62	(89,664.11)	37,601.89	113,422.10	1/31/2024	0.22%	0.00%
91282CAJ0	NOTES	MK NOTE 0.250% 08/31/2025	8/31/25	0.250%	306,340,076.44	(287,193.82)	-	175,834.90	63,119.52	382,925.10	2/29/2024	0.27%	0.01%
91282CAZ4	NOTES	MK NOTE 0.375% 11/30/2025	11/30/25	0.375%	95,501,341.60	-	44,766.25	(25,291.62)	119,376.68	179,065.02	11/30/2023	0.37%	0.00%
91282CBQ3	NOTES	MK NOTE 0.500% 02/28/2026	2/28/26	0.500%	66,194,233.47	(692,970.88)	-	355,026.15	27,277.84	165,485.58	2/29/2024	0.71%	0.01%
91282CBT7	NOTES	MK NOTE 0.750% 03/31/2026	3/31/26	0.750%	302,002,000.97	(2,076,263.76)	-	1,020,951.69	1,132,507.50	1,132,507.50	3/31/2024	0.89%	0.03%
91282CBW0	NOTES	MK NOTE 0.750% 04/30/2026	4/30/26	0.750%	152,359,350.02	-	999,858.24	(452,255.75)	475,087.92	571,347.56	10/31/2023	0.61%	0.01%
91282CCJ8	NOTES	MK NOTE 0.875% 06/30/2026	6/30/26	0.875%	169,426,441.86	(2,356,086.45)	-	952,323.63	370,620.34	741,240.68	12/31/2023	1.18%	0.02%
91282CCW9	NOTES	MK NOTE 0.750% 08/31/2026	8/31/26	0.750%	61,771,339.91	(1,216,123.26)	-	461,614.48	38,182.83	231,642.52	2/29/2024	1.18%	0.01%
91282CDG3	NOTES	MK NOTE 1.125% 10/31/2026	10/31/26	1.125%	205,275,269.20	(7,473,302.77)	-	2,501,832.91	960,136.02	1,154,673.39	10/31/2023	1.94%	0.04%
91282CEN7	NOTES	MK NOTE 2.750% 04/30/2027	4/30/27	2.750%	45,504,880.35	(2,253,913.61)	-	359,716.18	520,276.59	625,692.10	10/31/2023	4.01%	0.02%
91282CET4	NOTES	MK NOTE 2.625% 05/31/2027	5/31/27	2.625%	31,189,545.56	(1,340,175.79)	-	192,454.32	272,908.52	409,362.79	11/30/2023	3.71%	0.01%
91282CEW7	NOTES	MK NOTE 3.250% 06/30/2027	6/30/27	3.250%	61,722,274.02	(1,205,513.16)	-	133,189.66	501,493.48	1,002,986.95	12/31/2023	3.75%	0.03%
91282CFB2	NOTES	MK NOTE 2.750% 07/31/2027	7/31/27	2.750%	472,723,282.58	(28,289,533.94)	-	1,534,847.24	2,154,873.12	6,499,945.14	1/31/2024	4.37%	0.23%
ONE DAY 09/29/2023	ONE DAY	ONE DAY 5.400% 10/02/2023	10/2/23	5.400%	2,162,092,877.80	-	-	-	324,313.93	-	-	5.40%	1.29%

Security Number	Type	Security Description	Maturity Date	Interest Rate/ Coupon Rate	Amount Shar/Par	Initial Discount	Initial Premium	Amortization	Accrued Income	Estimated Next Coupon Amount	Next Coupon Date	Yield to Maturity	weighted Yield to Maturity
					-	-	-	-	-	-			
					-	-	-	-	-	-			
					-	-	-	-	-	-			
					-	-	-	-	-	-			
*** Weekend Maturity													
912828T26	1/0/00	MK NOTE 1.375% 09/30/2023	09/30/2023	1.375%	178,451,394.07	(8,894,686.67)	-	8,894,686.67	(1,226,853.33)			1.38%	0.03%
					-	-	-	-	-				
					-	-	-	-	-				
<b>Total</b>					<b>9,024,363,579.18</b>	<b>(178,818,012.61)</b>	<b>39,757,144.12</b>	<b>41,729,376.55</b>	<b>17,043,308.28</b>	<b>34,439,069.75</b>		<b>2.66%</b>	<b>3.64%</b>
CHECK													

**Oil Spill Liability Trust Fund**  
**70X81850 - Oil Spill**  
**FY 2023**  
**September 30, 2023**  
**Period Name: 2023-12**

### Investment Allocation

■ ONE DAY    ■ BILLS    ■ NOTES



Investment Allocation		
Type	Amount Shar/Par	Percentage
ONE DAY	2,162,092,877.80	24%
BILLS	2,439,431,280.43	28%
NOTES	4,244,388,026.88	48%
<b>Total</b>	<b>8,845,912,185.11</b>	<b>100%</b>

(178,451,394.07)





**Oil Spill Liability Trust Fund**  
**Investment Summary**  
**70X81851 - Denali**  
**FY 2023**  
**September 30, 2023**  
**Period Name: 2023-12**

**Summary of Investment Activity**

<b>Beginning Investment Balance</b>	181,318,216.14
<b>Investment Transaction Activity Per Actual Date Completed</b>	
Total Purchases	834,618,137.91
Total Maturities	(834,436,871.55)
Total Sells	-
<b>Total Investment Transactions</b>	<b>181,266.36</b>
<b>Transactions that affect Buy/Sell Investment Activity</b>	
Total Initial Discount	-
Total Initial Premium	-
Total Amortization Cost	-
Total Income Earn One Day	(181,266.36)
Total Income on Market Based Investments	-
	(181,266.36)
<b>Monthly Receipts/Disbursement/Residual</b>	
Additions	-
Subtractions	-
Residual/ Activity in USSGL 1010	-
	-
<b>Total Transactions that affect Investment Balance</b>	<b>(181,266.36)</b>
<b>Ending Investment Balance</b>	<b>181,499,482.50</b>

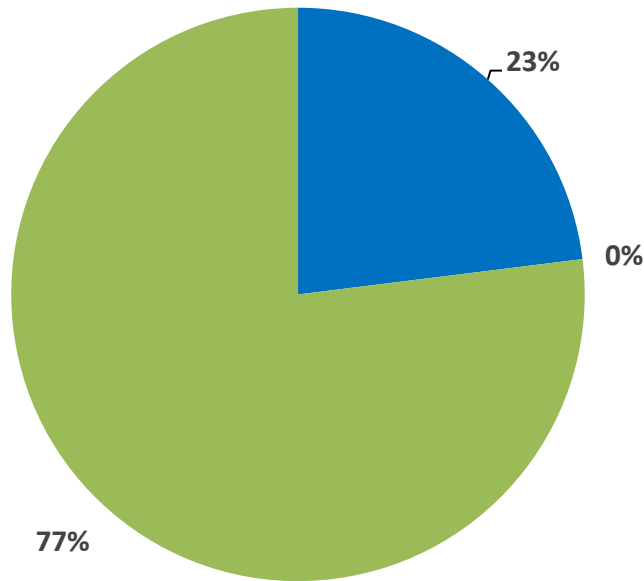
**Security Balances**

Security Number	Type	Security Description	Maturity Date	Interest Rate/ Coupon Rate	Amount Shar/Par	Initial Discount	Initial Premium	Amortization	Accrued Income	Estimated Next Coupon Amount	Next Coupon Date	Yield to Maturity	weigntea Yield to Maturity
912828R36	NOTES	MK NOTE 1.625% 05/15/2026	5/15/26	1.625%	32,505,375.67	-	1,264,662.27	(594,173.24)	198,079.63	264,106.18	11/15/2023	5.38%	0.96%
912828WJ5	NOTES	MK NOTE 2.500% 05/15/2024	5/15/24	2.500%	34,436,305.25	-	521,925.25	(453,846.24)	322,840.36	430,453.81	11/15/2023	4.84%	0.92%
912828WJ5	NOTES	MK NOTE 2.500% 05/15/2024	5/15/24	2.500%	493,165.40	-	18,262.53	(15,656.27)	4,623.43	6,164.57	11/15/2023	4.75%	0.01%
912828X88	NOTES	MK NOTE 2.375% 05/15/2027	5/15/27	2.375%	40,883,086.50	(887,929.53)	-	231,952.75	364,114.99	485,486.65	11/15/2023	5.23%	1.18%
912828XB1	NOTES	MK NOTE 2.125% 05/15/2025	5/15/25	2.125%	31,087,446.24	-	1,908,963.50	(1,128,470.48)	247,728.09	330,304.12	11/15/2023	4.57%	0.78%
912828XB1	NOTES	MK NOTE 2.125% 05/15/2025	5/15/25	2.125%	165,073.10	-	6,473.96	(3,445.60)	1,315.43	1,753.90	11/15/2023	4.93%	0.00%
912828XB1	NOTES	MK NOTE 2.125% 05/15/2025	5/15/25	2.125%	118,933.82	(6,039.61)	-	2,047.84	947.75	1,263.67	11/15/2023	5.26%	0.00%
ONE DAY 09/29/2023	ONE DAY	ONE DAY 5.400% 10/02/2023	10/2/23	5.400%	41,810,096.52	-	-	-	6,271.51	-		3.99%	0.92%
					-	-	-	-	-	-			
					-	-	-	-	-	-			
					-	-	-	-	-	-			
					-	-	-	-	-	-			
					-	-	-	-	-	-			
					-	-	-	-	-	-			
					-	-	-	-	-	-			
					-	-	-	-	-	-			
					-	-	-	-	-	-			
<b>Total</b>					<b>181,499,482.50</b>	<b>(893,969.14)</b>	<b>3,720,287.51</b>	<b>(1,961,591.24)</b>	<b>1,145,921.19</b>	<b>1,519,532.90</b>		<b>4.87%</b>	<b>4.78%</b>

**Oil Spill Liability Trust Fund**  
**70X81851 - Denali**  
**FY 2023**  
**September 30, 2023**  
**Period Name: 2023-12**

## Investment Allocation

■ ONE DAY     ■ BILLS     ■ NOTES



Investment Allocation		
Type	Amount Shar/Par	Percentage
ONE DAY	41,810,096.52	23%
NOTES	139,689,385.98	77%
<b>Total</b>	<b>181,499,482.50</b>	<b>100%</b>

-



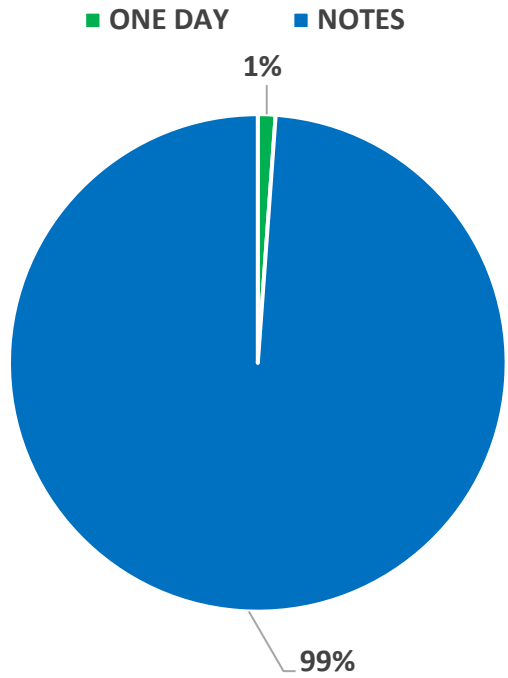






**Oil Spill Liability Trust Fund**  
**70X81852 - OSRI**  
**FY 2023**  
**September 30, 2023**  
**Period Name: 2023-12**

## Investment Allocation



<b>Investment Allocation</b>		
<b>Type</b>	<b>Amount Shar/Par</b>	<b>Percentage</b>
ONE DAY	409,748.20	1%
NOTES	35,402,729.61	99%
<b>Total</b>	<b>35,812,477.81</b>	<b>100%</b>





**Oil Spill Liability Trust Fund**  
**Investment Related - Trial Balance - Unaudited**  
**70X8185 - Combined**  
**FY 2023**  
**September 1, 2023 through September 30, 2023**  
**Period Name: 2023-12**

USSGL	COST CENTER	USSGL/COST CENTER DESCRIPTION	MANDATORY(M)/DISCRETIONARY(D) BALANCE(B)/NEW(N), COMBINATION(X)	BEGINNING MONTHLY BALANCE	NET MONTHLY ACTIVITY	YEAR TO DATE BALANCE
101000	-	FUND BALANCE WITH TREASURY	-	-2,850,265.80	22,428,986.98	19,578,721.18
134200	-	INTEREST RECEIVABLE - INVESTMENTS	-	14,474,699.17	6,469,419.92	20,944,119.09
161000	-	INVESTMENTS IN U.S. TREASURY SECURITIES ISSUED BY THE BUREAU OF THE FISCAL SERVICE	-	9,173,175,504.18	68,500,035.31	9,241,675,539.49
161100	-	DISCOUNT ON U.S. TREASURY SECURITIES ISSUED BY THE BUREAU OF THE FISCAL SERVICE	-	-178,647,704.20	-1,317,457.94	-179,965,162.14
161200	-	PREMIUM ON U.S. TREASURY SECURITIES ISSUED BY THE BUREAU OF THE FISCAL SERVICE	-	43,595,445.62	0.00	43,595,445.62
161300	-	AMORTIZATION OF DISCOUNT AND PREMIUM ON U.S. TREASURY SECURITIES ISSUED BY THE BUREAU OF THE FISCAL SERVICE	-	32,544,950.70	7,319,644.63	39,864,595.33
331000	-	CUMULATIVE RESULTS OF OPERATIONS	-	-8,629,270,741.73	0.00	-8,629,270,741.73
<b>Subtotal</b>				<b>453,021,887.94</b>	<b>103,400,628.90</b>	<b>556,422,516.84</b>
411400	TFMA53110010	INTEREST ON INVESTMENTS	DN	221,775,361.38	13,262,225.05	235,037,586.43
	TFMA53200100	FINES & PENALTIES (.001), (.003)	DN	66,391,054.01	919,260.16	67,310,314.17
	TFMA58044200	EXCISE TAXES	DN	370,460,154.00	64,372,203.00	434,832,357.00
	TFMA58046100	OIL SPILL DRAWBACK CLAIMS	DN	-88,016,444.27	0.00	-88,016,444.27
	TFMA59000800	COST RECOVERIES (.004)	DN	65,180,167.20	15,248,374.37	80,428,541.57
<b>Subtotal</b>				<b>635,790,292.32</b>	<b>93,802,062.58</b>	<b>729,592,354.90</b>
412800	-	AMOUNTS APPROPRIATED FROM SPECIFIC INVESTED TAFS - TRANSFERS-IN	DB	0.00	7,635,521.69	7,635,521.69
<b>Subtotal</b>				<b>0.00</b>	<b>7,635,521.69</b>	<b>7,635,521.69</b>
412900	TFMA57651400	TRANSFERS TO INTERIOR	DN	-15,099,000.00	0.00	-15,099,000.00
	TFMA57652100	TRANSFER TO DENALI COMMISSION	DN	-3,529,012.54	0.00	-3,529,012.54
	TFMA57652700	TRANSFERS TO COAST GUARD - 70X8312	DN	-9,000,000.00	0.00	-9,000,000.00
	TFMA57652800	TRANSFERS TO COAST GUARD - 70X8349	DN	-61,569,047.93	-5,812,269.92	-67,381,317.85
	TFMA57652900	TRANSFERS TO COAST GUARD - 70FY8314	DB	-20,500,000.00	0.00	-20,500,000.00
	TFMA57652900	TRANSFERS TO COAST GUARD - 70FY8314	DN	-45,000,000.00	0.00	-45,000,000.00
	TFMA57653700	TRANSFERS TO DOT - PHMSA	DN	-29,650,000.00	-6,000,000.00	-35,650,000.00
	TFMA57654300	TRANSFERS TO EPA - FY APPROPRIATIONS	DN	-22,072,000.00	0.00	-22,072,000.00
<b>Subtotal</b>				<b>-206,419,060.47</b>	<b>-11,812,269.92</b>	<b>-218,231,330.39</b>
420100	-	PRIOR YEAR DELIVERED ORDERS - OBLIGATIONS-PAID	DB	-3,148.98	0.00	-3,148.98
	-	PRIOR YEAR DELIVERED ORDERS - OBLIGATIONS-PAID	DN	-1,865,097.97	0.00	-1,865,097.97
	-	TOTAL ACTUAL RESOURCES - COLLECTED	DB	100,030,594.94	0.00	100,030,594.94
	-	TOTAL ACTUAL RESOURCES - COLLECTED	DN	8,464,295,204.34	0.00	8,464,295,204.34
<b>Subtotal</b>				<b>8,562,457,552.33</b>	<b>0.00</b>	<b>8,562,457,552.33</b>
439400	TFMA53110010	INTEREST ON INVESTMENTS	DN	-221,775,361.38	-13,262,225.05	-235,037,586.43
	TFMA53200100	FINES & PENALTIES (.001), (.003)	DN	-66,391,054.01	-919,260.16	-67,310,314.17
	TFMA57550200	RETURN OF FUNDS - DOT	DB	0.00	-680,979.95	-680,979.95
	TFMA57550700	RETURN OF FUNDS-USCG	DB	0.00	-6,954,541.74	-6,954,541.74
	TFMA57651400	TRANSFERS TO INTERIOR	DN	15,099,000.00	0.00	15,099,000.00
	TFMA57652100	TRANSFER TO DENALI COMMISSION	DN	3,529,012.54	0.00	3,529,012.54
	TFMA57652700	TRANSFERS TO COAST GUARD - 70X8312	DN	9,000,000.00	0.00	9,000,000.00
	TFMA57652800	TRANSFERS TO COAST GUARD - 70X8349	DN	61,569,047.93	5,812,269.92	67,381,317.85
	TFMA57652900	TRANSFERS TO COAST GUARD - 70FY8314	DB	20,500,000.00	0.00	20,500,000.00
	TFMA57652900	TRANSFERS TO COAST GUARD - 70FY8314	DN	45,000,000.00	0.00	45,000,000.00
	TFMA57653700	TRANSFERS TO DOT - PHMSA	DN	29,650,000.00	6,000,000.00	35,650,000.00
	TFMA57654300	TRANSFERS TO EPA - FY APPROPRIATIONS	DN	22,072,000.00	0.00	22,072,000.00
	TFMA58044200	EXCISE TAXES	DN	-370,460,154.00	-64,372,203.00	-434,832,357.00
	TFMA58046100	OIL SPILL DRAWBACK CLAIMS	DN	88,016,444.27	0.00	88,016,444.27
	TFMA59000800	COST RECOVERIES (.004)	DN	-65,180,167.20	-15,248,374.37	-80,428,541.57
	TFMA61001200	FISCAL SERVICE - REIMBURSABLE BILLING - OS	DN	151,250.00	13,750.00	165,000.00
	XXXXXXXXXXXX	RECEIPTS UNAVAILABLE FOR OBLIGATION UPON COLLECTION	XX	-8,562,457,552.33	0.00	-8,562,457,552.33
<b>Subtotal</b>				<b>-8,991,677,534.18</b>	<b>-89,611,564.35</b>	<b>-9,081,289,098.53</b>
490200	TFMA61001200	FISCAL SERVICE - REIMBURSABLE BILLING - OS	DN	-151,250.00	-13,750.00	-165,000.00
<b>Subtotal</b>				<b>-151,250.00</b>	<b>-13,750.00</b>	<b>-165,000.00</b>
531100	TFMA53110010	INTEREST ON INVESTMENTS	-	-245,577,267.47	-27,051,289.60	-272,628,557.07
<b>Subtotal</b>				<b>-245,577,267.47</b>	<b>-27,051,289.60</b>	<b>-272,628,557.07</b>
532000	TFMA53200100	FINES & PENALTIES (.001), (.003)	-	-66,391,054.01	-919,260.16	-67,310,314.17
<b>Subtotal</b>				<b>-66,391,054.01</b>	<b>-919,260.16</b>	<b>-67,310,314.17</b>
575500	TFMA57550200	RETURN OF FUNDS - DOT	-	0.00	-680,979.95	-680,979.95
	TFMA57550700	RETURN OF FUNDS-USCG	-	0.00	-6,954,541.74	-6,954,541.74
<b>Subtotal</b>				<b>0.00</b>	<b>-7,635,521.69</b>	<b>-7,635,521.69</b>
576500	TFMA57651400	TRANSFERS TO INTERIOR	-	15,099,000.00	0.00	15,099,000.00
	TFMA57652100	TRANSFER TO DENALI COMMISSION	-	3,529,012.54	0.00	3,529,012.54
	TFMA57652700	TRANSFERS TO COAST GUARD - 70X8312	-	9,000,000.00	0.00	9,000,000.00
	TFMA57652800	TRANSFERS TO COAST GUARD - 70X8349	-	61,569,047.93	5,812,269.92	67,381,317.85
	TFMA57652900	TRANSFERS TO COAST GUARD - 70FY8314	-	65,500,000.00	0.00	65,500,000.00
	TFMA57653700	TRANSFERS TO DOT - PHMSA	-	29,650,000.00	6,000,000.00	35,650,000.00
	TFMA57654300	TRANSFERS TO EPA - FY APPROPRIATIONS	-	22,072,000.00	0.00	22,072,000.00
<b>Subtotal</b>				<b>206,419,060.47</b>	<b>11,812,269.92</b>	<b>218,231,330.39</b>
580400	TFMA58044200	EXCISE TAXES	-	-370,460,154.00	-64,372,203.00	-434,832,357.00
	TFMA58046100	OIL SPILL DRAWBACK CLAIMS	-	88,016,444.27	0.00	88,016,444.27
<b>Subtotal</b>				<b>-282,443,709.73</b>	<b>-64,372,203.00</b>	<b>-346,815,912.73</b>
590000	TFMA59000800	COST RECOVERIES (.004)	-	-65,180,167.20	-15,248,374.37	-80,428,541.57
<b>Subtotal</b>				<b>-65,180,167.20</b>	<b>-15,248,374.37</b>	<b>-80,428,541.57</b>
610000	TFMA61001200	FISCAL SERVICE - REIMBURSABLE BILLING - OS	-	151,250.00	13,750.00	165,000.00
<b>Subtotal</b>				<b>151,250.00</b>	<b>13,750.00</b>	<b>165,000.00</b>
<b>Grand Total</b>				<b>0.00</b>	<b>0.00</b>	<b>0.00</b>

**Oil Spill Liability Trust Fund**  
**Investment Related - Trial Balance - Unaudited**  
**70X81850 - Oil Spill**  
**FY 2023**  
**September 1, 2023 through September 30, 2023**  
**Period Name: 2023-12**

USSGL	COST CENTER	USSGL/COST CENTER DESCRIPTION	MANDATORY(M)/DISCRETIONARY(D) BALANCE(B)/NEW(N), COMBINATION(X)	BEGINNING MONTHLY BALANCE	NET MONTHLY ACTIVITY	YEAR TO DATE BALANCE
101000	-	FUND BALANCE WITH TREASURY	-	-2,850,265.80	22,428,986.98	19,578,721.18
134200	-	INTEREST RECEIVABLE - INVESTMENTS	-	13,347,139.10	6,149,875.84	19,497,014.94
161000	-	INVESTMENTS IN U.S. TREASURY SECURITIES ISSUED BY THE BUREAU OF THE FISCAL SERVICE	-	8,956,046,586.70	68,316,992.48	9,024,363,579.18
161100	-	DISCOUNT ON U.S. TREASURY SECURITIES ISSUED BY THE BUREAU OF THE FISCAL SERVICE	-	-177,500,554.67	-1,317,457.94	-178,818,012.61
161200	-	PREMIUM ON U.S. TREASURY SECURITIES ISSUED BY THE BUREAU OF THE FISCAL SERVICE	-	39,757,144.12	0.00	39,757,144.12
161300	-	AMORTIZATION OF DISCOUNT AND PREMIUM ON U.S. TREASURY SECURITIES ISSUED BY THE BUREAU OF THE FISCAL SERVICE	-	34,356,163.74	7,373,212.81	41,729,376.55
331000	-	CUMULATIVE RESULTS OF OPERATIONS	-	-8,410,174,237.24	0.00	-8,410,174,237.24
<b>Subtotal</b>				<b>452,981,975.95</b>	<b>102,951,610.17</b>	<b>555,933,586.12</b>
411400	TFMA53110010	INTEREST ON INVESTMENTS	DN	214,516,432.16	13,079,182.22	227,595,614.38
	TFMA53200100	FINES & PENALTIES (.001), (.003)	DN	66,391,054.01	919,260.16	67,310,314.17
	TFMA58044200	EXCISE TAXES	DN	370,460,154.00	64,372,203.00	434,832,357.00
	TFMA58046100	OIL SPILL DRAWBACK CLAIMS	DN	-88,016,444.27	0.00	-88,016,444.27
	TFMA59000800	COST RECOVERIES (.004)	DN	65,180,167.20	15,248,374.37	80,428,541.57
<b>Subtotal</b>				<b>628,531,363.10</b>	<b>93,619,019.75</b>	<b>722,150,382.85</b>
412800	-	AMOUNTS APPROPRIATED FROM SPECIFIC INVESTED TAFS - TRANSFERS-IN	DB	0.00	7,635,521.69	7,635,521.69
<b>Subtotal</b>				<b>0.00</b>	<b>7,635,521.69</b>	<b>7,635,521.69</b>
412900	TFMA57651400	TRANSFERS TO INTERIOR	DN	-15,099,000.00	0.00	-15,099,000.00
	TFMA57652700	TRANSFERS TO COAST GUARD - 70X8312	DN	-9,000,000.00	0.00	-9,000,000.00
	TFMA57652800	TRANSFERS TO COAST GUARD - 70X8349	DN	-60,826,027.39	-5,812,269.92	-66,638,297.31
	TFMA57652900	TRANSFERS TO COAST GUARD - 70FY8314	DB	-20,500,000.00	0.00	-20,500,000.00
	TFMA57652900	TRANSFERS TO COAST GUARD - 70FY8314	DN	-45,000,000.00	0.00	-45,000,000.00
	TFMA57653700	TRANSFERS TO DOT - PHMSA	DN	-29,650,000.00	-6,000,000.00	-35,650,000.00
	TFMA57654300	TRANSFERS TO EPA - FY APPROPRIATIONS	DN	-22,072,000.00	0.00	-22,072,000.00
<b>Subtotal</b>				<b>-202,147,027.39</b>	<b>-11,812,269.92</b>	<b>-213,959,297.31</b>
420100	-	PRIOR YEAR DELIVERED ORDERS - OBLIGATIONS-PAID	DB	-3,148.98	0.00	-3,148.98
	-	PRIOR YEAR DELIVERED ORDERS - OBLIGATIONS-PAID	DN	-1,865,097.97	0.00	-1,865,097.97
	-	TOTAL ACTUAL RESOURCES - COLLECTED	DB	100,030,594.94	0.00	100,030,594.94
	-	TOTAL ACTUAL RESOURCES - COLLECTED	DN	8,251,300,332.53	0.00	8,251,300,332.53
<b>Subtotal</b>				<b>8,349,462,680.52</b>	<b>0.00</b>	<b>8,349,462,680.52</b>
439400	TFMA53110010	INTEREST ON INVESTMENTS	DN	-214,516,432.16	-13,079,182.22	-227,595,614.38
	TFMA53200100	FINES & PENALTIES (.001), (.003)	DN	-66,391,054.01	-919,260.16	-67,310,314.17
	TFMA57550200	RETURN OF FUNDS - DOT	DB	0.00	-680,979.95	-680,979.95
	TFMA57550700	RETURN OF FUNDS-USCG	DB	0.00	-6,954,541.74	-6,954,541.74
	TFMA57651400	TRANSFERS TO INTERIOR	DN	15,099,000.00	0.00	15,099,000.00
	TFMA57652700	TRANSFERS TO COAST GUARD - 70X8312	DN	9,000,000.00	0.00	9,000,000.00
	TFMA57652800	TRANSFERS TO COAST GUARD - 70X8349	DN	60,826,027.39	5,812,269.92	66,638,297.31
	TFMA57652900	TRANSFERS TO COAST GUARD - 70FY8314	DB	20,500,000.00	0.00	20,500,000.00
	TFMA57652900	TRANSFERS TO COAST GUARD - 70FY8314	DN	45,000,000.00	0.00	45,000,000.00
	TFMA57653700	TRANSFERS TO DOT - PHMSA	DN	29,650,000.00	6,000,000.00	35,650,000.00
	TFMA57654300	TRANSFERS TO EPA - FY APPROPRIATIONS	DN	22,072,000.00	0.00	22,072,000.00
	TFMA58044200	EXCISE TAXES	DN	-370,460,154.00	-64,372,203.00	-434,832,357.00
	TFMA58046100	OIL SPILL DRAWBACK CLAIMS	DN	88,016,444.27	0.00	88,016,444.27
	TFMA59000800	COST RECOVERIES (.004)	DN	-65,180,167.20	-15,248,374.37	-80,428,541.57
	TFMA61001200	FISCAL SERVICE - REIMBURSABLE BILLING - OS	DN	151,250.00	13,750.00	165,000.00
	XXXXXXXXXXXX	RECEIPTS UNAVAILABLE FOR OBLIGATION UPON COLLECTION	XX	-8,349,462,680.52	0.00	-8,349,462,680.52
<b>Subtotal</b>				<b>-8,775,695,766.23</b>	<b>-89,428,521.52</b>	<b>-8,865,124,287.75</b>
490200	TFMA61001200	FISCAL SERVICE - REIMBURSABLE BILLING - OS	DN	-151,250.00	-13,750.00	-165,000.00
<b>Subtotal</b>				<b>-151,250.00</b>	<b>-13,750.00</b>	<b>-165,000.00</b>
531100	TFMA53110010	INTEREST ON INVESTMENTS	-	-241,265,322.40	-26,602,270.87	-267,867,593.27
<b>Subtotal</b>				<b>-241,265,322.40</b>	<b>-26,602,270.87</b>	<b>-267,867,593.27</b>
532000	TFMA53200100	FINES & PENALTIES (.001), (.003)	-	-66,391,054.01	-919,260.16	-67,310,314.17
<b>Subtotal</b>				<b>-66,391,054.01</b>	<b>-919,260.16</b>	<b>-67,310,314.17</b>
575500	TFMA57550200	RETURN OF FUNDS - DOT	-	0.00	-680,979.95	-680,979.95
	TFMA57550700	RETURN OF FUNDS-USCG	-	0.00	-6,954,541.74	-6,954,541.74
<b>Subtotal</b>				<b>0.00</b>	<b>-7,635,521.69</b>	<b>-7,635,521.69</b>
576500	TFMA57651400	TRANSFERS TO INTERIOR	-	15,099,000.00	0.00	15,099,000.00
	TFMA57652700	TRANSFERS TO COAST GUARD - 70X8312	-	9,000,000.00	0.00	9,000,000.00
	TFMA57652800	TRANSFERS TO COAST GUARD - 70X8349	-	60,826,027.39	5,812,269.92	66,638,297.31
	TFMA57652900	TRANSFERS TO COAST GUARD - 70FY8314	-	65,500,000.00	0.00	65,500,000.00
	TFMA57653700	TRANSFERS TO DOT - PHMSA	-	29,650,000.00	6,000,000.00	35,650,000.00
	TFMA57654300	TRANSFERS TO EPA - FY APPROPRIATIONS	-	22,072,000.00	0.00	22,072,000.00
<b>Subtotal</b>				<b>202,147,027.39</b>	<b>11,812,269.92</b>	<b>213,959,297.31</b>
580400	TFMA58044200	EXCISE TAXES	-	-370,460,154.00	-64,372,203.00	-434,832,357.00
	TFMA58046100	OIL SPILL DRAWBACK CLAIMS	-	88,016,444.27	0.00	88,016,444.27
<b>Subtotal</b>				<b>-282,443,709.73</b>	<b>-64,372,203.00</b>	<b>-346,815,912.73</b>
590000	TFMA59000800	COST RECOVERIES (.004)	-	-65,180,167.20	-15,248,374.37	-80,428,541.57
<b>Subtotal</b>				<b>-65,180,167.20</b>	<b>-15,248,374.37</b>	<b>-80,428,541.57</b>
610000	TFMA61001200	FISCAL SERVICE - REIMBURSABLE BILLING - OS	-	151,250.00	13,750.00	165,000.00
<b>Subtotal</b>				<b>151,250.00</b>	<b>13,750.00</b>	<b>165,000.00</b>
<b>Grand Total</b>				<b>0.00</b>	<b>0.00</b>	<b>0.00</b>



**Oil Spill Liability Trust Fund**  
**Investment Related - Trial Balance - Unaudited**  
**70X81851 - Denali**  
**FY 2023**  
**September 1, 2023 through September 30, 2023**  
**Period Name: 2023-12**

USSGL	COST CENTER	USSGL/COST CENTER DESCRIPTION	MANDATORY(M)/DISCRETIONARY(D) BALANCE(B)/NEW(N), COMBINATION(XX)	BEGINNING MONTHLY BALANCE	NET MONTHLY ACTIVITY	YEAR TO DATE BALANCE
101000	-	FUND BALANCE WITH TREASURY	-	0.00	0.00	0.00
134200	-	INTEREST RECEIVABLE - INVESTMENTS	-	891,899.75	254,021.44	1,145,921.19
161000	-	INVESTMENTS IN U.S. TREASURY SECURITIES ISSUED BY THE BUREAU OF THE FISCAL SERVICE	-	181,318,216.14	181,266.36	181,499,482.50
161100	-	DISCOUNT ON U.S. TREASURY SECURITIES ISSUED BY THE BUREAU OF THE FISCAL SERVICE	-	-893,969.14	0.00	-893,969.14
161200	-	PREMIUM ON U.S. TREASURY SECURITIES ISSUED BY THE BUREAU OF THE FISCAL SERVICE	-	3,720,287.51	0.00	3,720,287.51
161300	-	AMORTIZATION OF DISCOUNT AND PREMIUM ON U.S. TREASURY SECURITIES ISSUED BY THE BUREAU OF THE FISCAL SERVICE	-	-1,906,804.48	-54,786.78	-1,961,591.24
331000	-	CUMULATIVE RESULTS OF OPERATIONS	-	-183,096,064.92	0.00	-183,096,064.92
<b>Subtotal</b>				<b>33,564.88</b>	<b>380,501.02</b>	<b>414,065.90</b>
411400	TFMA53110010	INTEREST ON INVESTMENTS	DN	6,568,097.41	181,266.36	6,749,363.77
<b>Subtotal</b>				<b>6,568,097.41</b>	<b>181,266.36</b>	<b>6,749,363.77</b>
412900	TFMA57652100	TRANSFER TO DENALI COMMISSION	DN	-3,529,012.54	0.00	-3,529,012.54
<b>Subtotal</b>				<b>-3,529,012.54</b>	<b>0.00</b>	<b>-3,529,012.54</b>
420100	-	TOTAL ACTUAL RESOURCES - COLLECTED	DN	177,385,162.13	0.00	177,385,162.13
<b>Subtotal</b>				<b>177,385,162.13</b>	<b>0.00</b>	<b>177,385,162.13</b>
439400	TFMA53110010	INTEREST ON INVESTMENTS	DN	-6,568,097.41	-181,266.36	-6,749,363.77
	TFMA57652100	TRANSFER TO DENALI COMMISSION	DN	3,529,012.54	0.00	3,529,012.54
	XXXXXXXXXXXX	RECEIPTS UNAVAILABLE FOR OBLIGATION UPON COLLECTION	XX	-177,385,162.13	0.00	-177,385,162.13
<b>Subtotal</b>				<b>-180,424,247.00</b>	<b>-181,266.36</b>	<b>-180,605,513.36</b>
531100	TFMA53110010	INTEREST ON INVESTMENTS	-	-3,562,577.42	-380,501.02	-3,943,078.44
<b>Subtotal</b>				<b>-3,562,577.42</b>	<b>-380,501.02</b>	<b>-3,943,078.44</b>
576500	TFMA57652100	TRANSFER TO DENALI COMMISSION	-	3,529,012.54	0.00	3,529,012.54
<b>Subtotal</b>				<b>3,529,012.54</b>	<b>0.00</b>	<b>3,529,012.54</b>
<b>Grand Total</b>				<b>0.00</b>	<b>0.00</b>	<b>0.00</b>

**Oil Spill Liability Trust Fund**  
**Investment Related - Trial Balance - Unaudited**  
**70X81852 - OSRI**  
**FY 2023**  
**September 1, 2023 through September 30, 2023**  
**Period Name: 2023-12**

USSGL	COST CENTER	USSGL/COST CENTER DESCRIPTION	MANDATORY(M)/DISCRETIONARY(D) BALANCE(B)/NEW(N), COMBINATION(XX)	BEGINNING MONTHLY BALANCE	NET MONTHLY ACTIVITY	YEAR TO DATE BALANCE
101000	-	FUND BALANCE WITH TREASURY	-	0.00	0.00	0.00
134200	-	INTEREST RECEIVABLE - INVESTMENTS	-	235,660.32	65,522.64	301,182.96
161000	-	INVESTMENTS IN U.S. TREASURY SECURITIES ISSUED BY THE BUREAU OF THE FISCAL SERVICE	-	35,810,701.34	1,776.47	35,812,477.81
161100	-	DISCOUNT ON U.S. TREASURY SECURITIES ISSUED BY THE BUREAU OF THE FISCAL SERVICE	-	-253,180.39	0.00	-253,180.39
161200	-	PREMIUM ON U.S. TREASURY SECURITIES ISSUED BY THE BUREAU OF THE FISCAL SERVICE	-	118,013.99	0.00	118,013.99
161300	-	AMORTIZATION OF DISCOUNT AND PREMIUM ON U.S. TREASURY SECURITIES ISSUED BY THE BUREAU OF THE FISCAL SERVICE	-	95,591.42	1,218.60	96,810.02
331000	-	CUMULATIVE RESULTS OF OPERATIONS	-	-36,000,439.57	0.00	-36,000,439.57
<b>Subtotal</b>				<b>6,347.11</b>	<b>68,517.71</b>	<b>74,864.82</b>
411400	TFMA53110010	INTEREST ON INVESTMENTS	DN	690,831.81	1,776.47	692,608.28
<b>Subtotal</b>				<b>690,831.81</b>	<b>1,776.47</b>	<b>692,608.28</b>
412900	TFMA57652800	TRANSFERS TO COAST GUARD - 70X8349	DN	-743,020.54	0.00	-743,020.54
<b>Subtotal</b>				<b>-743,020.54</b>	<b>0.00</b>	<b>-743,020.54</b>
420100	-	TOTAL ACTUAL RESOURCES - COLLECTED	DN	35,609,709.68	0.00	35,609,709.68
<b>Subtotal</b>				<b>35,609,709.68</b>	<b>0.00</b>	<b>35,609,709.68</b>
439400	TFMA53110010	INTEREST ON INVESTMENTS	DN	-690,831.81	-1,776.47	-692,608.28
	TFMA57652800	TRANSFERS TO COAST GUARD - 70X8349	DN	743,020.54	0.00	743,020.54
	XXXXXXXXXXXX	RECEIPTS UNAVAILABLE FOR OBLIGATION UPON COLLECTION	XX	-35,609,709.68	0.00	-35,609,709.68
<b>Subtotal</b>				<b>-35,557,520.95</b>	<b>-1,776.47</b>	<b>-35,559,297.42</b>
531100	TFMA53110010	INTEREST ON INVESTMENTS	-	-749,367.65	-68,517.71	-817,885.36
<b>Subtotal</b>				<b>-749,367.65</b>	<b>-68,517.71</b>	<b>-817,885.36</b>
576500	TFMA57652800	TRANSFERS TO COAST GUARD - 70X8349	-	743,020.54	0.00	743,020.54
<b>Subtotal</b>				<b>743,020.54</b>	<b>0.00</b>	<b>743,020.54</b>
<b>Grand Total</b>				<b>0.00</b>	<b>0.00</b>	<b>0.00</b>

**Oil Spill Liability Trust Fund**  
**Investment Related - Balance Sheet - Unaudited**  
**70X8185 - Combined**  
**FY 2023**  
**September 30, 2023**  
**Period Name: 2023-12**

Account Type	Account Description	Ending Balance
<b>ASSETS</b>	FUND BALANCE WITH TREASURY	19,578,721.18
	INTEREST RECEIVABLE - INVESTMENTS	20,944,119.09
	INVESTMENTS IN U.S TREASURY SECURITIES ISSUED BY THE BUREAU OF THE FISCAL SERVICE	9,241,675,539.49
	DISCOUNT ON U.S. TREASURY SECURITIES ISSUED BY THE BUREAU OF THE FISCAL SERVICE	-179,965,162.14
	PREMIUM ON U.S. TREASURY SECURITIES ISSUED BY THE BUREAU OF THE FISCAL SERVICE	43,595,445.62
	AMORTIZATION OF DISCOUNT AND PREMIUM ON U.S. TREASURY SECURITIES ISSUED BY THE BUREAU OF THE FISCAL SERVICE	39,864,595.33
<b>TOTALS</b>		<b><u>9,185,693,258.57</u></b>
<b>LIABILITY &amp; EQUITY</b>	CUMULATIVE RESULTS OF OPERATIONS	-8,629,270,741.73
	NET INCOME	-56,422,516.84
<b>TOTALS</b>		<b><u>-9,185,693,258.57</u></b>

**Oil Spill Liability Trust Fund**  
**Investment Related - Balance Sheet - Unaudited**  
**70X81850 - Oil Spill**  
**FY 2023**  
**September 30, 2023**  
**Period Name: 2023-12**

Account Type	Account Description	Ending Balance
<b>ASSETS</b>	FUND BALANCE WITH TREASURY	19,578,721.18
	INTEREST RECEIVABLE - INVESTMENTS	19,497,014.94
	INVESTMENTS IN U.S TREASURY SECURITIES ISSUED BY THE BUREAU OF THE FISCAL SERVICE	9,024,363,579.18
	DISCOUNT ON U.S. TREASURY SECURITIES ISSUED BY THE BUREAU OF THE FISCAL SERVICE	-178,818,012.61
	PREMIUM ON U.S. TREASURY SECURITIES ISSUED BY THE BUREAU OF THE FISCAL SERVICE	39,757,144.12
	AMORTIZATION OF DISCOUNT AND PREMIUM ON U.S. TREASURY SECURITIES ISSUED BY THE BUREAU OF THE FISCAL SERVICE	41,729,376.55
<b>TOTALS</b>		<b><u>8,966,107,823.36</u></b>
<b>LIABILITY &amp; EQUITY</b>	CUMULATIVE RESULTS OF OPERATIONS	-8,410,174,237.24
	NET INCOME	-555,933,586.12
<b>TOTALS</b>		<b><u>-8,966,107,823.36</u></b>

**Oil Spill Liability Trust Fund**  
**Investment Related - Balance Sheet - Unaudited**  
**70X81851 - Denali**  
**FY 2023**  
**September 30, 2023**  
**Period Name: 2023-12**

Account Type	Account Description	Ending Balance
<b>ASSETS</b>	INTEREST RECEIVABLE - INVESTMENTS	1,145,921.19
	INVESTMENTS IN U.S TREASURY SECURITIES ISSUED BY THE BUREAU OF THE FISCAL SERVICE	181,499,482.50
	DISCOUNT ON U.S. TREASURY SECURITIES ISSUED BY THE BUREAU OF THE FISCAL SERVICE	-893,969.14
	PREMIUM ON U.S. TREASURY SECURITIES ISSUED BY THE BUREAU OF THE FISCAL SERVICE	3,720,287.51
	AMORTIZATION OF DISCOUNT AND PREMIUM ON U.S. TREASURY SECURITIES ISSUED BY THE BUREAU OF THE FISCAL SERVICE	-1,961,591.24
<b>TOTALS</b>		<b><u>183,510,130.82</u></b>
<b>LIABILITY &amp; EQUITY</b>	CUMULATIVE RESULTS OF OPERATIONS	-183,096,064.92
	NET INCOME	-414,065.90
<b>TOTALS</b>		<b><u>-183,510,130.82</u></b>

**Oil Spill Liability Trust Fund**  
**Investment Related - Balance Sheet - Unaudited**  
**70X81852 - OSRI**  
**FY 2023**  
**September 30, 2023**  
**Period Name: 2023-12**

<b>Account Type</b>	<b>Account Description</b>	<b>Ending Balance</b>
<b>ASSETS</b>	INTEREST RECEIVABLE - INVESTMENTS	301,182.96
	INVESTMENTS IN U.S TREASURY SECURITIES ISSUED BY THE BUREAU OF THE FISCAL SERVICE	35,812,477.81
	DISCOUNT ON U.S. TREASURY SECURITIES ISSUED BY THE BUREAU OF THE FISCAL SERVICE	-253,180.39
	PREMIUM ON U.S. TREASURY SECURITIES ISSUED BY THE BUREAU OF THE FISCAL SERVICE	118,013.99
	AMORTIZATION OF DISCOUNT AND PREMIUM ON U.S. TREASURY SECURITIES ISSUED BY THE BUREAU OF THE FISCAL SERVICE	96,810.02
<b>TOTALS</b>		<b><u>36,075,304.39</u></b>
<b>LIABILITY &amp; EQUITY</b>	CUMULATIVE RESULTS OF OPERATIONS	-36,000,439.57
	NET INCOME	-74,864.82
<b>TOTALS</b>		<b><u>-36,075,304.39</u></b>

**Oil Spill Liability Trust Fund**  
**Investment Related - Income Statement - Unaudited**  
**70X8185 - Combined**  
**FY 2023**  
**October 1, 2022 through September 30, 2023**  
**Period Name: 2023-12**

Revenue Type	USSGL	Ussgl Description	Cost Center	Cost Center Description	Activity	Ending Balance
INCOME	580400	TAX REVENUE COLLECTED - EXCISE	TFMA58044200	EXCISE TAXES	-64,372,203.00	-434,832,357.00
			TFMA58046100	OIL SPILL DRAWBACK CLAIMS	0.00	88,016,444.27
	<b>SUM USSGL</b>				<b>-64,372,203.00</b>	<b>-346,815,912.73</b>
	575500	NONEXPENDITURE FINANCING SOURCES - TRANSFERS-IN - OTHER	TFMA57550200	RETURN OF FUNDS - DOT	-680,979.95	-680,979.95
			TFMA57550700	RETURN OF FUNDS-USCG	-6,954,541.74	-6,954,541.74
	<b>SUM USSGL</b>				<b>-7,635,521.69</b>	<b>-7,635,521.69</b>
	531100	INTEREST REVENUE - INVESTMENTS - NON EXCHANGE	TFMA53110010	INTEREST ON INVESTMENTS	-27,051,289.60	-272,628,557.07
	<b>SUM USSGL</b>				<b>-27,051,289.60</b>	<b>-272,628,557.07</b>
	532000	PENALTIES AND FINES REVENUE - NON EXCHANGE	TFMA53200100	FINES & PENALTIES (.001), (.003)	-919,260.16	-67,310,314.17
	<b>SUM USSGL</b>				<b>-919,260.16</b>	<b>-67,310,314.17</b>
590000	OTHER REVENUE - EXCHANGE	TFMA59000800	COST RECOVERIES (.004)	-15,248,374.37	-80,428,541.57	
<b>SUM USSGL</b>				<b>-15,248,374.37</b>	<b>-80,428,541.57</b>	
<b>TOTAL</b>				<b>-115,226,648.82</b>	<b>-774,818,847.23</b>	
EXPENSES	576500	NONEXPENDITURE FINANCING SOURCES - TRANSFERS-OUT - OTHER	TFMA57651400	TRANSFERS TO INTERIOR	0.00	15,099,000.00
			TFMA57652100	TRANSFER TO DENALI COMMISSION	0.00	3,529,012.54
			TFMA57652700	TRANSFERS TO COAST GUARD - 70X8312	0.00	9,000,000.00
			TFMA57652800	TRANSFERS TO COAST GUARD - 70X8349	5,812,269.92	67,381,317.85
			TFMA57652900	TRANSFERS TO COAST GUARD - 70FY8314	0.00	65,500,000.00
			TFMA57653700	TRANSFERS TO DOT - PHMSA	6,000,000.00	35,650,000.00
			TFMA57654300	TRANSFERS TO EPA - FY APPROPRIATIONS	0.00	22,072,000.00
	<b>SUM USSGL</b>				<b>11,812,269.92</b>	<b>218,231,330.39</b>
	610000	OPERATING EXPENSES/PROGRAM COSTS	TFMA61001200	FISCAL SERVICE - REIMBURSABLE BILLING - OS	13,750.00	165,000.00
	<b>SUM USSGL</b>				<b>13,750.00</b>	<b>165,000.00</b>
<b>TOTAL</b>				<b>11,826,019.92</b>	<b>218,396,330.39</b>	
<b>Grand Total</b>				<b>-103,400,628.90</b>	<b>-556,422,516.84</b>	

**Oil Spill Liability Trust Fund**  
**Investment Related - Income Statement - Unaudited**  
**70X81850 - Oil Spill**  
**FY 2023**  
**October 1, 2022 through September 30, 2023**  
**Period Name: 2023-12**

Revenue Type	USSGL	Ussgl Description	Cost Center	Cost Center Description	Activity	Ending Balance
INCOME	580400	TAX REVENUE COLLECTED - EXCISE	TFMA58044200	EXCISE TAXES	-64,372,203.00	-434,832,357.00
			TFMA58046100	OIL SPILL DRAWBACK CLAIMS	0.00	88,016,444.27
	SUM USSGL				-64,372,203.00	-346,815,912.73
	575500	NONEXPENDITURE FINANCING SOURCES - TRANSFER	TFMA57550200	RETURN OF FUNDS - DOT	-680,979.95	-680,979.95
			TFMA57550700	RETURN OF FUNDS-USCG	-6,954,541.74	-6,954,541.74
	SUM USSGL				-7,635,521.69	-7,635,521.69
	531100	INTEREST REVENUE - INVESTMENTS - NON EXCHANGE	TFMA53110010	INTEREST ON INVESTMENTS	-26,602,270.87	-267,867,593.27
	SUM USSGL				-26,602,270.87	-267,867,593.27
	532000	PENALTIES AND FINES REVENUE - NON EXCHANGE	TFMA53200100	FINES & PENALTIES (.001), (.003)	-919,260.16	-67,310,314.17
	SUM USSGL				-919,260.16	-67,310,314.17
590000	OTHER REVENUE - EXCHANGE	TFMA59000800	COST RECOVERIES (.004)	-15,248,374.37	-80,428,541.57	
SUM USSGL				-15,248,374.37	-80,428,541.57	
TOTAL					-114,777,630.09	-770,057,883.43
EXPENSES	576500	NONEXPENDITURE FINANCING SOURCES - TRANSFER	TFMA57651400	TRANSFERS TO INTERIOR	0.00	15,099,000.00
			TFMA57652700	TRANSFERS TO COAST GUARD - 70X8312	0.00	9,000,000.00
			TFMA57652800	TRANSFERS TO COAST GUARD - 70X8349	5,812,269.92	66,638,297.31
			TFMA57652900	TRANSFERS TO COAST GUARD - 70FY8314	0.00	65,500,000.00
			TFMA57653700	TRANSFERS TO DOT - PHMSA	6,000,000.00	35,650,000.00
			TFMA57654300	TRANSFERS TO EPA - FY APPROPRIATIONS	0.00	22,072,000.00
	SUM USSGL				11,812,269.92	213,959,297.31
610000	OPERATING EXPENSES/PROGRAM COSTS	TFMA61001200	FISCAL SERVICE - REIMBURSABLE BILLING - OS	13,750.00	165,000.00	
SUM USSGL				13,750.00	165,000.00	
TOTAL					11,826,019.92	214,124,297.31
Grand Total					-102,951,610.17	-555,933,586.12



**Oil Spill Liability Trust Fund**  
**Investment Related - Income Statement - Unaudited**  
**70X81851 - Denali**  
**FY 2023**  
**October 1, 2022 through September 30, 2023**  
**Period Name: 2023-12**

Revenue Type	USSGL	Ussgl Description	Cost Center	Cost Center Description	Activity	Ending Balance
<b>INCOME</b>	531100	INTEREST REVENUE - INVESTMENTS - NON	TFMA53110010	INTEREST ON INVESTMENTS	-380,501.02	-3,943,078.44
	<b>SUM USSGL</b>	EXCHANGE				
					<b>-380,501.02</b>	<b>-3,943,078.44</b>
<b>TOTAL</b>					<b>-380,501.02</b>	<b>-3,943,078.44</b>
<b>EXPENSES</b>	576500	NONEXPENDITURE FINANCING SOURCES -	TFMA57652100	TRANSFER TO DENALI COMMISSION	0.00	3,529,012.54
	<b>SUM USSGL</b>	TRANSFERS-OUT - OTHER				
					<b>0.00</b>	<b>3,529,012.54</b>
<b>TOTAL</b>					<b>0.00</b>	<b>3,529,012.54</b>
<b>Grand Total</b>					<b>-380,501.02</b>	<b>-414,065.90</b>

**Oil Spill Liability Trust Fund**  
**Investment Related - Income Statement - Unaudited**  
**70X81852 - OSRI**  
**FY 2023**  
**October 1, 2022 through September 30, 2023**  
**Period Name: 2023-12**

Revenue Type	USSGL	Ussgl Description	Cost Center	Cost Center Description	Activity	Ending Balance
INCOME	531100	INTEREST REVENUE - INVESTMENTS - NON EXCHANGE	TFMA53110010	INTEREST ON INVESTMENTS	-68,517.71	-817,885.36
	SUM USSGL				-68,517.71	-817,885.36
TOTAL					-68,517.71	-817,885.36
EXPENSES	576500	NONEXPENDITURE FINANCING SOURCES - TRANSFERS-OUT - OTHER	TFMA57652800	TRANSFERS TO COAST GUARD - 70X8349	0.00	743,020.54
	SUM USSGL				0.00	743,020.54
TOTAL					0.00	743,020.54
Grand Total					-68,517.71	-74,864.82

**Oil Spill Liability Trust Fund**  
**Monthly Transaction Activity**  
**70X8185 - Combined**  
**FY 2023**  
**September 2023**  
**Period Name: 2023-12**

TRANSACTION CODE	DESCRIPTION	MANDATORY/DISCRETIONARY	BFY	PERIOD	POSTED DATE	AMOUNT
TFMA53200100	FINES & PENALTIES (.001), (.003)	DN	2023	2023-12	09/08/2023	-875.07
TFMA53200100	FINES & PENALTIES (.001), (.003)	DN	2023	2023-12	09/15/2023	-503,887.62
TFMA53200100	FINES & PENALTIES (.001), (.003)	DN	2023	2023-12	09/22/2023	-7,119.08
TFMA53200100	FINES & PENALTIES (.001), (.003)	DN	2023	2023-12	09/29/2023	-401,516.01
TFMA53200100	FINES & PENALTIES (.001), (.003)	DN	2023	2023-12	10/02/2023	-5,862.38
TFMA53200100	FINES & PENALTIES (.001), (.003)	Subtotal				<b>-919,260.16</b>
<b>Total</b>						<b>-919,260.16</b>
TFMA57550200	RETURN OF FUNDS - DOT	DB	2023	2023-12	10/05/2023	-680,979.95
TFMA57550200	RETURN OF FUNDS - DOT	Subtotal				<b>-680,979.95</b>
<b>Total</b>						<b>-680,979.95</b>
TFMA57550700	RETURN OF FUNDS-USCG	DB	2022	2023-12	09/29/2023	-6,954,541.74
TFMA57550700	RETURN OF FUNDS-USCG	Subtotal				<b>-6,954,541.74</b>
<b>Total</b>						<b>-6,954,541.74</b>
TFMA57652800	TRANSFERS TO COAST GUARD - 70X8349	DN	2023	2023-12	09/08/2023	230,767.57
TFMA57652800	TRANSFERS TO COAST GUARD - 70X8349	DN	2023	2023-12	09/15/2023	58,584.71
TFMA57652800	TRANSFERS TO COAST GUARD - 70X8349	DN	2023	2023-12	09/22/2023	5,298,267.54
TFMA57652800	TRANSFERS TO COAST GUARD - 70X8349	DN	2023	2023-12	09/29/2023	224,650.10
TFMA57652800	TRANSFERS TO COAST GUARD - 70X8349	Subtotal				<b>5,812,269.92</b>
<b>Total</b>						<b>5,812,269.92</b>
TFMA57653700	TRANSFERS TO DOT - PHMSA	DN	2023	2023-12	09/15/2023	6,000,000.00
TFMA57653700	TRANSFERS TO DOT - PHMSA	Subtotal				<b>6,000,000.00</b>
<b>Total</b>						<b>6,000,000.00</b>
TFMA58044200	EXCISE TAXES	DN	2023	2023-12	09/11/2023	-20,316,000.00
TFMA58044200	EXCISE TAXES	DN	2023	2023-12	09/26/2023	-25,182,000.00
TFMA58044200	EXCISE TAXES	DN	2023	2023-12	10/10/2023	-27,236,000.00
TFMA58044200	EXCISE TAXES	DN	2023	2023-12	10/18/2023	8,361,797.00
TFMA58044200	EXCISE TAXES	Subtotal				<b>-64,372,203.00</b>
<b>Total</b>						<b>-64,372,203.00</b>
TFMA59000800	COST RECOVERIES (.004)	DN	2023	2023-12	09/08/2023	-262.00
TFMA59000800	COST RECOVERIES (.004)	DN	2023	2023-12	09/15/2023	-14,853,717.31
TFMA59000800	COST RECOVERIES (.004)	DN	2023	2023-12	09/22/2023	-132,853.10
TFMA59000800	COST RECOVERIES (.004)	DN	2023	2023-12	09/29/2023	-243,866.11
TFMA59000800	COST RECOVERIES (.004)	DN	2023	2023-12	10/02/2023	-17,675.85
TFMA59000800	COST RECOVERIES (.004)	Subtotal				<b>-15,248,374.37</b>
<b>Total</b>						<b>-15,248,374.37</b>
TFMA61001200	FISCAL SERVICE - REIMBURSABLE BILLING - OS	DN	2023	2023-12	09/26/2023	13,750.00
TFMA61001200	FISCAL SERVICE - REIMBURSABLE BILLING - OS	Subtotal				<b>13,750.00</b>
<b>Total</b>						<b>13,750.00</b>
<b>Grand Total</b>						<b>-76,349,339.30</b>

**Oil Spill Liability Trust Fund**  
**Monthly Transaction Activity**  
**70X81850 - Oil Spill**  
**FY 2023**  
**September 2023**  
**Period Name: 2023-12**

TRANSACTION CODE	DESCRIPTION	MANDATORY/DISCRETIONARY	BFY	PERIOD	POSTED DATE	AMOUNT
TFMA53200100	FINES & PENALTIES (.001), (.003)	DN	2023	2023-12	09/08/2023	-875.07
TFMA53200100	FINES & PENALTIES (.001), (.003)	DN	2023	2023-12	09/15/2023	-503,887.62
TFMA53200100	FINES & PENALTIES (.001), (.003)	DN	2023	2023-12	09/22/2023	-7,119.08
TFMA53200100	FINES & PENALTIES (.001), (.003)	DN	2023	2023-12	09/29/2023	-401,516.01
TFMA53200100	FINES & PENALTIES (.001), (.003)	DN	2023	2023-12	10/02/2023	-5,862.38
TFMA53200100	FINES & PENALTIES (.001), (.003)	Subtotal				<b>-919,260.16</b>
<b>Total</b>						<b>-919,260.16</b>
TFMA57550200	RETURN OF FUNDS - DOT	DB	2023	2023-12	10/05/2023	-680,979.95
TFMA57550200	RETURN OF FUNDS - DOT	Subtotal				<b>-680,979.95</b>
<b>Total</b>						<b>-680,979.95</b>
TFMA57550700	RETURN OF FUNDS-USCG	DB	2022	2023-12	09/29/2023	-6,954,541.74
TFMA57550700	RETURN OF FUNDS-USCG	Subtotal				<b>-6,954,541.74</b>
<b>Total</b>						<b>-6,954,541.74</b>
TFMA57652800	TRANSFERS TO COAST GUARD - 70X8349	DN	2023	2023-12	09/08/2023	230,767.57
TFMA57652800	TRANSFERS TO COAST GUARD - 70X8349	DN	2023	2023-12	09/15/2023	58,584.71
TFMA57652800	TRANSFERS TO COAST GUARD - 70X8349	DN	2023	2023-12	09/22/2023	5,298,267.54
TFMA57652800	TRANSFERS TO COAST GUARD - 70X8349	DN	2023	2023-12	09/29/2023	224,650.10
TFMA57652800	TRANSFERS TO COAST GUARD - 70X8349	Subtotal				<b>5,812,269.92</b>
<b>Total</b>						<b>5,812,269.92</b>
TFMA57653700	TRANSFERS TO DOT - PHMSA	DN	2023	2023-12	09/15/2023	6,000,000.00
TFMA57653700	TRANSFERS TO DOT - PHMSA	Subtotal				<b>6,000,000.00</b>
<b>Total</b>						<b>6,000,000.00</b>
TFMA58044200	EXCISE TAXES	DN	2023	2023-12	09/11/2023	-20,316,000.00
TFMA58044200	EXCISE TAXES	DN	2023	2023-12	09/26/2023	-25,182,000.00
TFMA58044200	EXCISE TAXES	DN	2023	2023-12	10/10/2023	-27,236,000.00
TFMA58044200	EXCISE TAXES	DN	2023	2023-12	10/18/2023	8,361,797.00
TFMA58044200	EXCISE TAXES	Subtotal				<b>-64,372,203.00</b>
<b>Total</b>						<b>-64,372,203.00</b>
TFMA59000800	COST RECOVERIES (.004)	DN	2023	2023-12	09/08/2023	-262.00
TFMA59000800	COST RECOVERIES (.004)	DN	2023	2023-12	09/15/2023	-14,853,717.31
TFMA59000800	COST RECOVERIES (.004)	DN	2023	2023-12	09/22/2023	-132,853.10
TFMA59000800	COST RECOVERIES (.004)	DN	2023	2023-12	09/29/2023	-243,866.11
TFMA59000800	COST RECOVERIES (.004)	DN	2023	2023-12	10/02/2023	-17,675.85
TFMA59000800	COST RECOVERIES (.004)	Subtotal				<b>-15,248,374.37</b>
<b>Total</b>						<b>-15,248,374.37</b>
TFMA61001200	FISCAL SERVICE - REIMBURSABLE BILLING - OS	DN	2023	2023-12	09/26/2023	13,750.00
TFMA61001200	FISCAL SERVICE - REIMBURSABLE BILLING - OS	Subtotal				<b>13,750.00</b>
<b>Total</b>						<b>13,750.00</b>
<b>Grand Total</b>						<b>-76,349,339.30</b>

Oil Spill Liability Trust Fund  
Monthly Transaction Activity  
70X81851 - Denali  
FY 2023  
September 2023  
Period Name: 2023-12

TRANSACTION CODE	DESCRIPTION	MANDATORY/DISCRETIONARY	BFY	PERIOD	POSTED DATE	AMOUNT

Oil Spill Liability Trust Fund  
Monthly Transaction Activity  
70X81852 - OSRI  
FY 2023  
September 2023  
Period Name: 2023-12

TRANSACTION CODE	DESCRIPTION	MANDATORY/DISCRETIONARY	BFY	PERIOD	POSTED DATE	AMOUNT

# Oil Spill Liability Trust Fund

## 70X8185

### September 2023

### Footnotes

#### (1) Summary of Significant Accounting Policies

##### (a) Reporting Entity

The accompanying Balance Sheet of the Oil Spill Liability Trust Fund and related Income Statement pertain to the aspects of the Oil Spill Liability Trust Fund that is serviced by the Funds Management Branch (FMB) of the Bureau of the Fiscal Service (Fiscal Service) of the U.S. Department of the Treasury (Treasury). The Oil Spill Liability Trust Fund was created by legislation enacted by the U.S. Congress.

FMB acts as a service organization which processes receipts, disbursements, and transfers related to the Oil Spill Liability Trust Fund based upon information received and recorded by FMB from Treasury's Office of Tax Analysis (OTA) and the Internal Revenue Service (IRS), and the program agency responsible for the trust fund activity, Treasury's Bureau of the Fiscal Service (Fiscal Service), and other Treasury bureaus. As part of its functions, Fiscal Service also manages the investments, maintains related accounting records and supporting documentation, and reports financial activity. The financial activity reported in the accompanying Balance Sheet and Income Statement is limited to the activities performed by FMB.

The program agency is responsible for administering, regulating, and monitoring the program activities funded by the trust fund. The program agency makes all decisions regarding dispositions from the trust funds. As such, the Balance Sheet and Income Statement do not include information regarding the ultimate disposition of amounts transferred from the trust fund to the program agency.

The program agency is responsible for reporting on the financial position of the trust fund. As such, the financial position of the trust fund in the program agency's records may differ from what has been illustrated in the accompanying Balance Sheet and Income Statement.

##### (b) Basis of Presentation

The Balance Sheet and Income Statement have been prepared to report the assets and liabilities of the trust funds under the function performed by FMB, and the related activity, in accordance with the measurement and criteria discussed below.

##### (c) Basis of Accounting

The Investments on the Balance Sheet, and Interest Revenue on Investments reported on the Income Statement, are reported using the accrual basis of accounting. All other accounts and activity reported on the Balance Sheet, and Income Statement, are reported on the cash basis.

##### (d) Fund Balance with Treasury

The Trust Fund does not maintain cash in commercial bank accounts. Treasury processes cash receipts and disbursements. Fund Balance with Treasury represents net revenue, disposition of revenue, and investment activity. Fund balance with Treasury is reported based on the balance reported by the Fiscal Service's Government-wide Accounting and Reporting Modernization Project (GWA) Account Statement and reconciling transactions identified and recorded by FMB.

##### (e) Interest Receivables

Interest receivables are calculated and reported by FMB based on the investment terms received and recorded by FMB from Fiscal Service's Federal Investments & Borrowings Branch (FIBB) in the investment confirmations and monthly statements of account.

##### (f) Investments

Pursuant to authorizing legislation, the Secretary of the Treasury shall invest, at the direction of the program agencies, such portion of the trust fund balances as is not, in the judgment of the program agencies, necessary to meet current withdrawals. Such investments shall be in non-marketable par value or non-marketable market-based securities as authorized by legislation. Par value securities are special issue bonds or certificates of indebtedness that bear interest determined by legislation or the Treasury. Market-based securities are Treasury securities that are not traded on any securities exchange, but mirror the prices of marketable securities with similar terms. Both par value and market-based securities are issued and redeemed by FIBB.

FMB follows Treasury fiscal investment policy guidelines. FMB determines the term of the securities purchased based on direction provided by the program agency. The securities are acquired and held in the name of the Secretary of the Treasury for the trust fund. The interest on and proceeds from the sale or redemption of any security held for the trust fund is credited to the trust fund. Investments are selected for liquidation based on the following order: earliest maturity date, lowest prevailing interest rate, and first security in first security out.

Investments are calculated and reported at net cost based on the cost and premium/discount amounts reported to FMB in the investment confirmations and monthly statements of account received from FIBB.

Link to Fiscal Service's Federal Investment Branch Investment Statement of Account: [FIBB Investment Account Statement](#)

[FIB Investment Account Statement](#)

##### (g) Equity

Equity is calculated and reported by FMB based on the assets of the trust fund. Equity is calculated as the difference between Total Assets and Total Liabilities.

##### (h) Interest Revenue

Interest revenue is reported based on the amounts received and recorded by FMB from FIB in the monthly statements of account and accrued interest and amortization calculated by FMB. Amortization of any premiums and discounts on investments is calculated and reported by FMB based on the investment terms reported to FMB by FIBB using the straight-line method for investments with a term equal to or less than one year and using the level yield method which approximates the interest method for investments with a term of greater than one year.

As stated above in (c) Basis of Accounting, the Investments on the Balance Sheet and Interest Revenue on Investments reported on the Income Statement are reported using the accrual basis of accounting. The following amounts represent cash basis interest earnings for the current month and the current fiscal year to date.

	<u>Current Month</u>	<u>Fiscal Year-to-Date</u>
70X8185	\$13,079,182.22	\$227,595,614.38

**Oil Spill Liability Trust Fund**  
**70X8185**  
**September 2023**  
**Footnotes**

70X81851	\$181,266.36	\$6,749,363.77	
70X81852	\$1,776.47	\$692,608.28	
	\$13,262,225.05	\$235,037,586.43	

*(i) Revenues*

Pursuant to authorizing legislation, revenue activity recorded in the trust funds consists primarily of interest, penalties, fines, administrative fees, transfers in from program agencies, tax revenues, tax adjustments, tax refunds, premiums, cost recoveries, and other income, which are transferred from the General Fund of the Treasury or from program agencies to the Trust Funds.

Penalties, fines, administrative fees, transfers in from program agencies, premiums, cost recoveries, and other income are reported based on the amounts received and recorded by FMB from Fiscal Service and the program agencies responsible for the respective trust fund activity.

Tax revenues, tax adjustments, and tax refunds are reported based on the amounts received and recorded by FMB from the OTA, IRS, Fiscal Service, and/or U.S. Customs and Border Protection. OTA estimates the tax revenues each month based on projected tax receipts and provides the estimates to Fiscal Service. Fiscal Service transfers the amount of estimated taxes to the trust fund accounts. The IRS or program agencies generally certify the tax revenues within two quarters after the taxes are estimated (i.e., 1st quarter estimate is certified in the 3rd quarter) and provide this certification to Fiscal Service. Fiscal Service calculates the tax adjustment as the difference between the taxes estimated by OTA and taxes certified by the IRS/program agencies and adjusts the trust fund accounts accordingly. Fiscal Service reports the tax adjustments to FMB. As a result of the timing of the certifications, the Income Statement includes certified tax revenues (i.e. actual tax revenues) for the first three quarters of the fiscal year and estimated tax revenues for the last quarter of the fiscal year.

*(j) Transfers to Program Agencies*

Dispositions from the Trust Fund are made in accordance with the authorizing legislation to the program agency, which is responsible for the ultimate disposition of such funds, to cover program administration and related costs as defined by law. Transfers to program agencies are calculated and reported based on the disbursement request amounts received and recorded by FMB from the program agency responsible for the respective trust fund activity and the disbursement amounts returned and recorded by FMB from the program agencies responsible for the respective trust fund activity.

*(k) Reimbursements to Treasury Bureaus and the General Fund (Operating Expenses/Program Costs)*

In the case of the Oil Spill Liability Trust Fund, Fiscal Service is authorized by law to receive direct reimbursement from the trust funds for certain administrative expenses (operating expenses/program costs). Also, the Secretary of the Treasury is directed by law to charge trust funds to reimburse the General Fund for administrative expenses incurred by other Treasury bureaus in performing activities related to administering the trust funds. These reimbursement amounts are determined by Treasury based on its assessment of the estimated cost of the services provided. Reimbursements to Treasury bureaus and the General Fund are reported based on the disbursement request amounts received and recorded by FMB from various Treasury bureaus, including the Fiscal Service.

**(2) Related Parties**

FMB, on behalf of the Secretary of the Treasury, compiles amounts deposited into the trust fund, invests receipts in Treasury securities, redeems securities and transfers funds to the program agency, maintains accounting records for receipts and disbursements of the trust fund, and reports trust fund financial activity to the program agencies and other interested parties. The program agency, OTA, IRS, and/or Fiscal Service determine the amounts to be deposited in the trust fund. The program agency determines the disposition of the trust fund balances.